Orders: orders@novusbio.com
Support: technical@novusbio.com
Web: www.novusbio.com
Protocols, Publications, Related Products, Reviews and more:
www.novusbio.com/NBP1-31069

NBP1-31069

VPS35 Antibody



Unit Size
0.1 ml

Concentration
Concentrations vary lot to lot. See vial label for concentration.

Storage
Store at -20C. Avoid freeze-thaw cycles.

Applications
WB, DB, ICC/IF

Species
Human

Host
Rabbit

Clonality
Polyclonal

Purity
Immunogen affinity purified

Preservative
0.01% Thimerosal

Updated 3/9/2013 2.0

Immunogen
Synthetic peptide corresponding to a region within amino acids 733 and 796 of VPS35.

Recommended Dilutions
Dot Blot, Immunocytochemistry/Immunofluorescence 1:100-1:1000, Western Blot 1:500-1:3000

Buffer
0.1M Tris, 0.1M Glycine, 10% Glycerol (pH7.0).

Images (more available at www.novusbio.com/NBP1-31069)

Western Blot: VPS35 Antibody [NBP1-31069] - Sample(30 ug of whole cell lysate)A:H1299B:HeLa S3 C:Hep G2 D:MOLT4 E:Raji 7. 5% SDS PAGE, antibody diluted at 1:500.

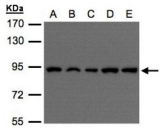

Immunocytochemistry/Immunofluorescence: VPS35 Antibody [NBP1-31069] - Methanol-fixed HCT116, using VPS35 antibody at 1:500 dilution.

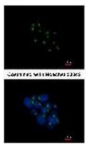

Limitations: This product is for research use only and is not approved for use in humans or in clinical diagnosis. Products are guaranteed for six months from the date of receipt except for peptides and proteins which are guaranteed for 3 months. ***For more information on our guarantee, please visit www.novusbio.com/guarantee.***

Novus USA
8100 Southpark Way, A-8
Littleton, CO 80120
p) 888-506-6887
p) 303-730-1950
f) 303-730-1966
novus@novusbio.com

Novus Canada
461 North Service Road West,
Unit B37
Oakville, ON L6M 2V5
p) 855-668-8722
f) 905-827-6402
canada@novusbio.com

Novus Europe
12 Cambridge Science Park
Cambridge, UK CB4 0FQ
UK: p) +44-1223-426-001, f) +44-871-971-1635
DE: p) +49-6922-22340-60, f) +49-0800-58926-79
IT: p) +39-02-4032-6786, f) +39-02-4032-6340
FR: p) +33-1-76-77-45-30, f) +33-1-76-77-45-31
europe@novusbio.com